

Ascent Maintenance Manual



GREEN
FURNITURE
CONCEPT

Content

01 Maintenance _____ p3

02 Scratched ribs _____ p4

03 Use of disinfectants _____ p5

04 Repair _____ p6

01 Maintenance and Cleaning

For cleaning of the wood surfaces use Rubio Monocoat SOAP. The Rubio Monocoat SOAP is available to buy in concentrate 1l and 2l cans. The mixture is efficient on most stains. Use a microfibre cloth.



Rubio Monocoat Surface Care




Magic sponge

All metal parts are powder coated which is a very durable surface treatment. The maintenance for metal parts only consists of cleaning. The cleaning can easily be done by wiping surfaces of with water and a cloth.



Metal parts will collect dust



Wipe of with a wet cloth


02 Touch up scratched wooden parts

Touch up on scratched wooden parts

Scratches can be touched up by local treatment with Rubio Monocoat Oil Plus 2C. Use the natural or pigmented oil depending on the ribs original treatment. Small damages will be less visible and the oil gives the injured surface back its surface protection. Maintenance cycle depends on rate of use/wear. Use the Rubio Monocoat Plus 2C oil to touch up the top layer of the wooden parts of the bench. This is a two component mixture. One can is the natural or pigmented oil and one can is the hardener. Mixture ratio is 3-1. Continuous surface care minimizes visible scratches and marks. This treatment will help protect the bench.



Scratched wooden part



Sand of the worst part of the scratch



Re-oil with Rubio Monocoat hard wax oil



Let the oil dry



Rubio Monocoat Oil Plus 2C



Cloth

03 Use of disinfectants

All our wooden surfaces are treated with Rubio Monocoat hard wax oil. This surface treatment is compatible with different types of disinfectants. Below are instructions for three of the most common disinfectants.

Propanol:

All propanol based surface disinfectants OK for use on Rubio treated surfaces.

Peroxide:

Peroxide based surface disinfectants are also ok with Rubio treated surfaces up to a concentration of 5% if applied for 5 min and then rinsed with water.

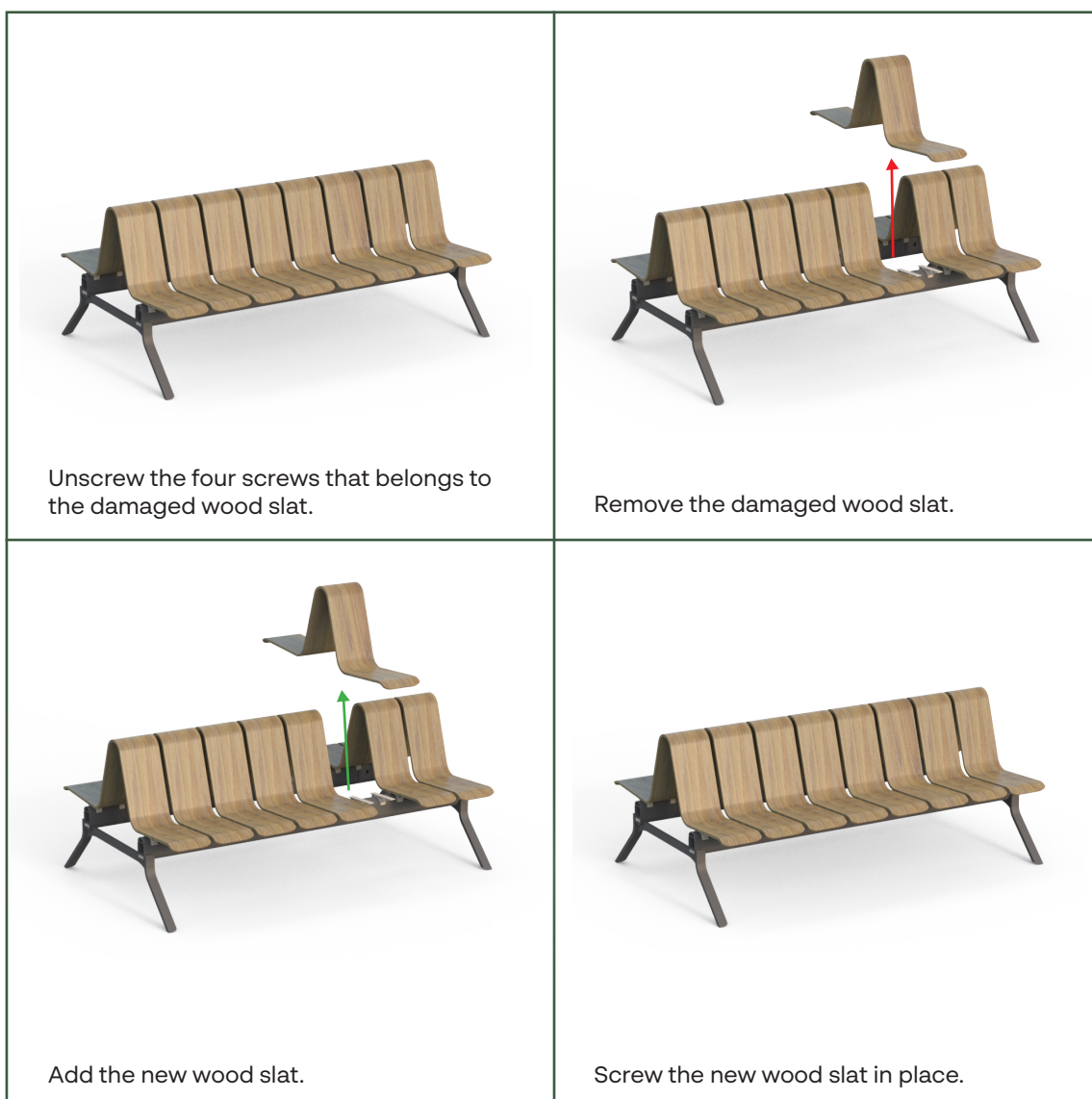
Chlorine:

Chlorine (Hypochlorite) based surface disinfectants are also OK with Rubio treated surfaces up to a concentration of 1000ppm if applied for 5 min and then rinsed with water.

04 Repair

Depending on humidity, screws and bolts may need to be tightened 3-6 months after delivery, otherwise the construction may become loose (applies to all wooden structures). Check the screws and bolts once a year.

If for any reason you need to change any of your wood slats, it's easy to do.





**GREEN
FURNITURE
CONCEPT**

Green Furniture Concept AB
Carlskatan 5
211 20 Malmö, Sweden